



Listen To Me

I know what I want to do

Attach a picture of yourself

If you would like this information in an accessible format (for example in large print, on tape or by email) or another language please telephone: 01904 551550.

This information can be provided in your own language.

我們也用您們的語言提供這個信息 (Cantonese)

এই তথ্য আপনার নিজের ভাষায় দেয়া যেতে পারে। (Bengali)

Ta informacja może być dostarczona w twoim własnym języku. (Polish)

Bu bilgiyi kendi dilinizde almanız mümkündür. (Turkish)

یہ معلومات آپ کی اپنی زبان (بولی) میں بھی مہیا کی جا سکتی ہیں۔ (Urdu)

☎ 01904 551550



© City of York Council December 2009. Printed on environmentally friendly paper. Printed by Wood & Richardson, York.



There are four booklets in the "Listen To Me" series. Please read the guidance booklet first, which explains how parents, carers and professionals can support children and young people to make important decisions about their lives. One example would be to help children prepare for their review meetings.

Booklets 1 - 3 are to be used by adults with children and young people. All three booklets provide the same information, but each is written to suit children and young people at different stages of development. Parents, carers and professionals should choose the most appropriate booklet.

What is this booklet for?

The booklet draws together examples of good practice and aims to encourage adults to be creative in helping children to express their views. What works best for one child, may not be appropriate for another.

The booklet is not designed for children to look at on their own.

You may want to attach a picture of your child to the front cover when you share this booklet with them.

Please use the ideas in this booklet and ask the children how they would like to express their views.

**Thanks to Aiming High for Disabled Children
for funding this booklet.**

References

Cavet, J. and Sloper, P. (2004) '*Participation of disabled children in individual decisions about their lives and in public decisions about service development*'. Children and Society 18 (4) 278-290

Watson, D., Feiler, A. and Tarleton, B. (2007) '*I want to choose to*'. A resource for teachers and others for including primary school age children with little or no speech in decision making. Bristol: University of Bristol

Wilson, L. M. (2004) '*Towards Equality: The Voices of Young Disabled People in Disability Rights Commission Research*'. Support for Learning/(19) 4 pp 162-168


Wright, K. (2008) '*Multiple and Complex Needs: Researching the views of pupils with multiple and complex needs*'. Support for Learning 23 (1), pp 32-40

Secretary of State Report on progress towards disability equality across Children's Education Sector DCSF.

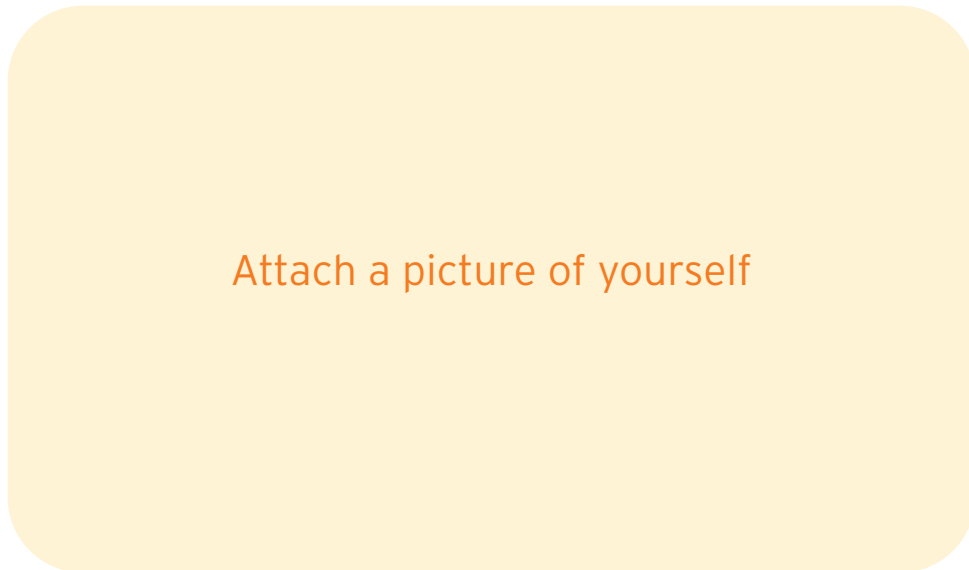
CONTACT: Jess Haslam, Mill House, North Street, YORK, YO1 6JD
Tel 01904 554302 **Email:** jessica.haslam@york.gov.uk

The Picture Communication Symbols ©1981-2009 by DynaVox Mayer-Johnson LLC. All Rights Reserved Worldwide.
Used with permission.

After the meeting the key person will talk to me about what will happen next...




It is all about me




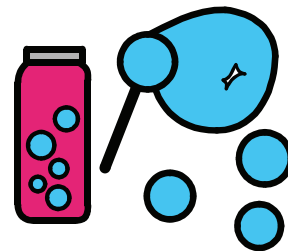

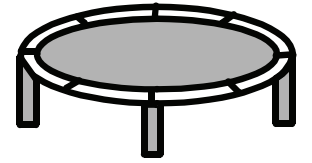



Let's use this booklet


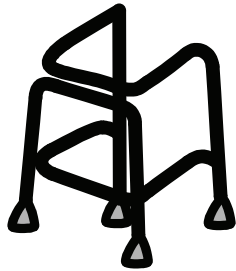


to find out about me...

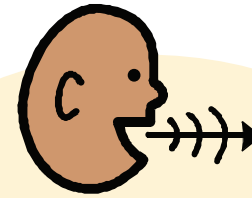


Soon there will be a meeting about me and the things I can do...







At the meeting I can...




talk




draw



sign




show a film



use symbols

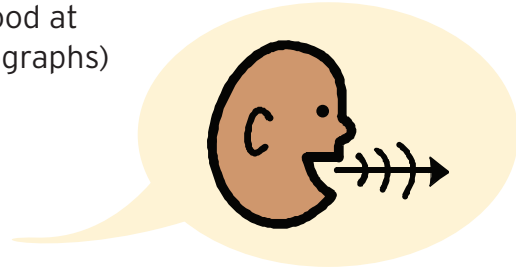


use my talker

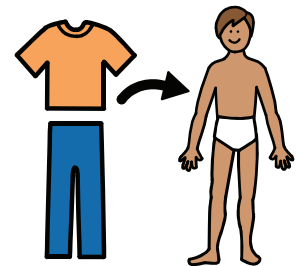

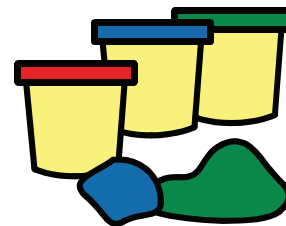





show Pictures



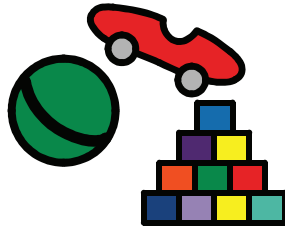

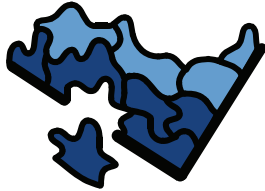

I can tell everyone what I am good at
(Attach pictures/symbols/photographs)




You can photocopy these pages and cut out the pictures.




I can use symbols to tell you about me. Here are some examples.



and what I like to do
(Attach pictures/symbols/photographs)



I can tell everyone what I don't like
(Attach pictures/symbols/photographs)



and what I need help with
(Attach pictures/symbols/photographs)

